



## 3415MCC

Right Angle Light

When you can't see the difference between one color cable from another, the job may be compromised. Now you can trust our select flashlights with new Correct Color technology to stop the guess work.

Common LED lights can produce an intense beam and lower CRI (Color Rendering Index), making it difficult to distinguish between different color cables and overpower your work area with blinding bright light. Our new Correct Color flashlights are engineered with a higher CRI(90+ Color Rendering Index) allowing you to see color more accurately in your work environment. And with a low temperature beam (similar to incandescent flashlights ) you get the benefits of our Correct Color technology that doesn't outshine the details.

- Class I, Class II, Class III - Division 1 Safety Certified
- 3 modes: Spot, Flood or Both
- 3 AA Alkaline Batteries (not included)
- Up to 111m Beam Distance
- Up to 258 Lumens
- Learn more about Correct Color Lights




### DIMENSIONS

<b>Length</b>	7.44" (18.9 cm)
---------------	-----------------

### MATERIALS

<b>Body</b>	ABS
<b>O-Ring</b>	NBR
<b>Lens</b>	Polycarbonate (PC)
<b>Shroud</b>	ABS
<b>Clip</b>	ABS
<b>Contact Spring Retainer</b>	Stainless Steel / Phosphore Bronze / Brass Nickel Plate

### COLORS

 High Visibility Yellow

### LIGHT SPECS

<b>Lamp Type</b>	LED
<b>Lamp Secondary Type</b>	LED

### POWER

<b>Battery Size</b>	AA
<b>Battery Type</b>	Alkaline
<b>Battery Quantity</b>	3
<b>Volts</b>	4.5v

### WEIGHT






<b>Weight With Batteries</b>	9.0 oz (255 gr)
<b>Weight Without Batteries</b>	6.6 oz (187 gr)

## SWITCH

<b>Switch Type</b>	Push Button
<b>Light Modes</b>	High

## CERTIFICATIONS

**Class I, Division 1**  
**Class II, Division 1**  
**Class III, Division 1**  
**IECEX ia**

<b>FL1 STANDARD</b>	<b>SPOT / FLOOD</b>	<b>FLOOD</b>	<b>SPOT</b>
	258 LUMENS	127 LUMENS	144 LUMENS
	5h 0mins	13h 0mins	13h 0mins
	111m	30m	109m
	3109cd	231cd	2998cd
	IPX8 (1m)		

### **Pelican**

23215 Early Ave • Torrance, CA 90505 USA • Phone: (310) 326-4700 • (800) 473-5422 • Fax: (310) 326-3311  
[sales@pelican.com](mailto:sales@pelican.com) • [www.pelican.com](http://www.pelican.com)

*Document created on 07-10-26*